

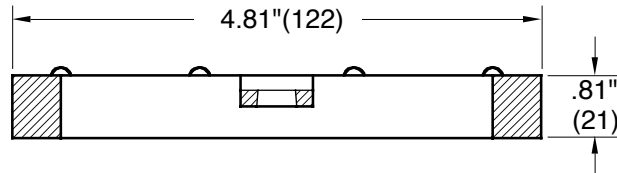
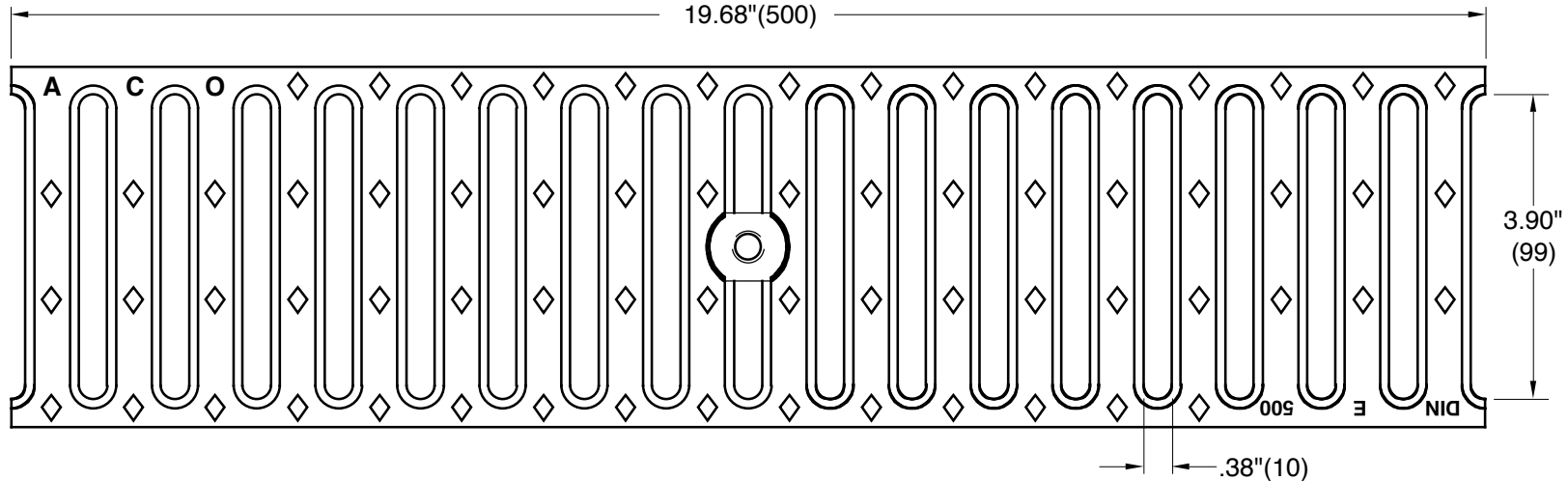
FIGURE NUMBER	9870-461-M	DRAWN BY:	JJ	CHECKED BY:	MD	APPROVED BY:	PJ	DATE:	03/21/00	SCALE:	NONE	SIZE	A	DRAWING NUMBER	a9870-461-MI	B
---------------	-------------------	-----------	----	-------------	----	--------------	----	-------	----------	--------	------	------	---	----------------	--------------	---

DIMENSIONS ARE SUBJECT TO MANUFACTURERS TOLERANCE AND CHANGE WITHOUT NOTICE

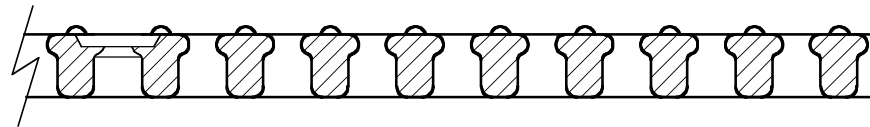
WE CAN ASSUME NO RESPONSIBILITY FOR USE OF SUPERSEDED OR VOID DATA

9870-461-M DUCTILE IRON SLOTTED EXTRA HEAVY DUTY GRATE

Extra Heavy Duty, DIN 19580 Class E - 135,000 lbs - 2,788 psi
For Commercial Solid Tire Traffic Patterns, Forklifts and Impacts from Steel Struts or Metal Wheels.



END VIEW SECTION



SIDE VIEW SECTION

OPEN AREA: 26.40 SQ. IN.



REGULARLY FURNISHED:
 Black Duco coated 1/2 Meter
 Ductile Iron Slotted Grate.

VARIATIONS:
 811LD Locking Device
 Quicklock® Locking Device

NOTE: Dimensions in parentheses are mm.

SMITH® JAY R. SMITH MFG. CO.®
 MEMBER OF MORRIS GROUP INTERNATIONAL
 POST OFFICE BOX 3237
 MONTGOMERY, ALABAMA 36109-0237 (USA)
 TEL: 334-277-8520 FAX: 334-272-7396 www.jrsmith.com



B	5-11-07	Added Quicklock	TBW	MD
A	09/14/04	Revised Load Rating Description	JJ	PJ
REV.	DATE	DESCRIPTION	BY	CKD. BY