

SMITH® JAY R. SMITH MFG. CO.®
 MEMBER OF MORRIS GROUP INTERNATIONAL
 POST OFFICE BOX 3237
 MONTGOMERY, ALABAMA 36109-0237 (USA)
 TEL: 334-277-8520 FAX: 888-377-7818 www.jrsmith.com



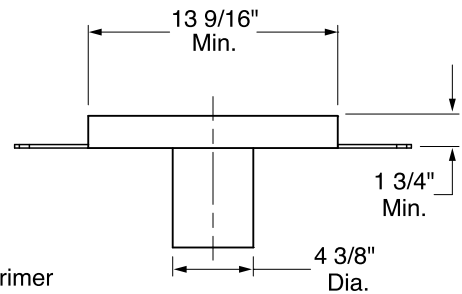
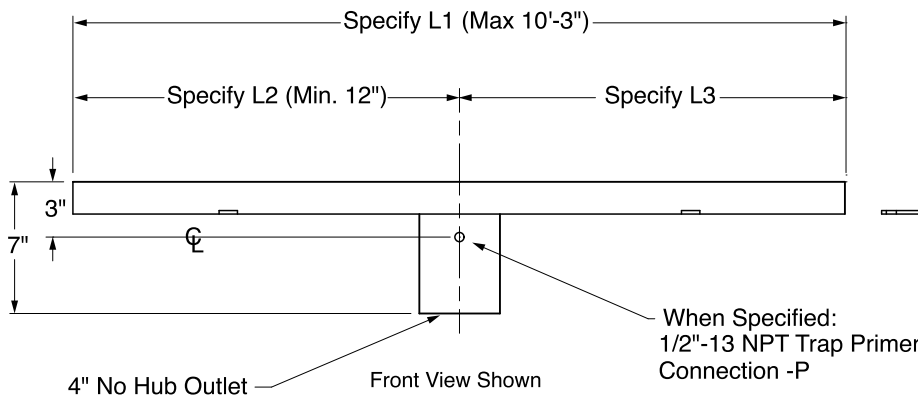
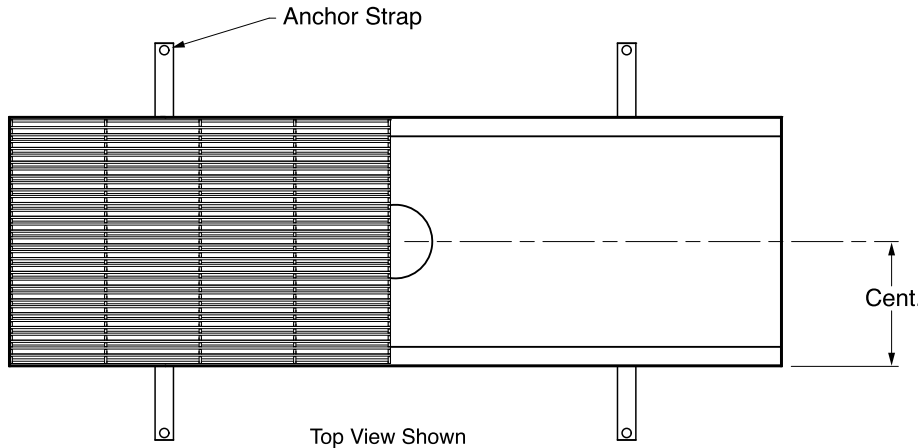
LOCATION

STAINLESS STEEL THRESHOLD DRAIN



PATENT NO. US 10,167,621
 PATENT NO. 10, 501, 926.B2

Note: Grates MUST be oriented so the bars slope toward the direction of water flow.



Specify Length L1 In Inches
 Minimum Length To Meet 100 GPM Requirement = 3'-6"
 Maximum Length To Meet 100 GPM Requirement = 10'-3"

Note: If Outlet Is Required To Be Off Center,
 Specify L2 (Min. 12") and L3 Dimensions In Inches

REGULARLY FURNISHED:

Custom threshold/lobby trench drain, 13 9/16" wide, 1 3/4" deep, all fabricated of 14 gage stainless steel conforming to ASTM A-240 (type 304). Drain provided with 4" NO-HUB vertical outlet, (4) anchor straps and custom loose set stainless steel longitudinal heel-proof ADA bar grates conforming to ASTM A-240 (type 304) with open area of 103.45 sq in. per linear foot and bar spacing of 1/4". Minimum dimensional requirements of 3'-6" long x 13 9/16" x 1 3/4" deep must be met to satisfy 100 GPM flow rate specifications. Contact Jay R. Smith with other length requirements.

Complies with 2013 California Building Code 403.6.1, 403.6.2, 3007.4, 3008.4
 Complies with 2013 San Francisco Fire Code, Section 511.1.4

VARIATIONS:

- 1/2"-13 NPT Trap Primer Connection -P
- Less Anchor Straps - LAS
- Inside Black Finish - BPF
- 6" No-Hub Vertical Outlet
- Black Powder Coated Interior
- DX Flange -DX
- Additional Anchor Straps
- Tile Inlay Grate -TIG
- Vandal Proof -U
- (12) Anchor Straps -42
- Protective Wood Insert

DRAWING NUMBER: s9679
 SIZE: A
 SCALE: NONE
 DATE: 3-15-17
 APPROVED BY: PJ
 CHECKED BY: PACE
 DRAWN BY: TBW
 FIGURE NUMBER: 9679
 DIMENSIONS ARE SUBJECT TO MANUFACTURERS TOLERANCE AND CHANGE WITHOUT NOTICE
 WE CAN ASSUME NO RESPONSIBILITY FOR USE OF SUPERSEDED OR VOID DATA

REV.	DATE	DESCRIPTION	BY	CKD. BY	WEIGHT POUNDS	VOLUME CUBIC FEET	FIGURE NUMBER
L	12-17-19	Added Patent No., Rev. Var.	MW	PJ			9679
K	2-22-19	Revised Drawing	TBW	PJ			
J	1-23-19	Revised Regularly Furnished	TBW	PJ			
H	1-4-19	Added Patent Number	TBW	PJ			