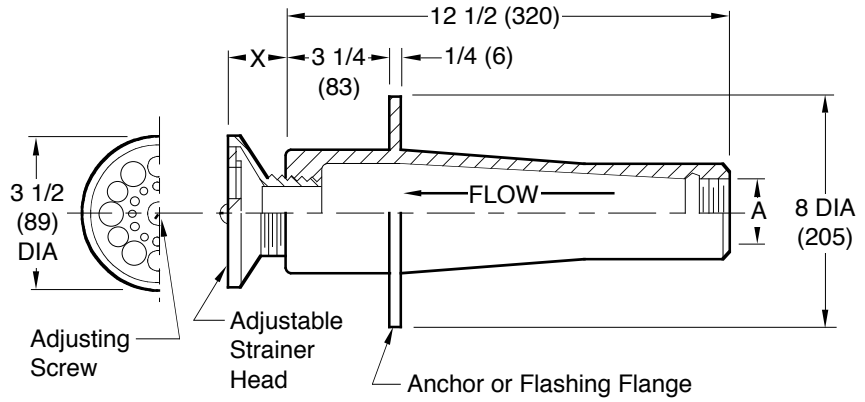
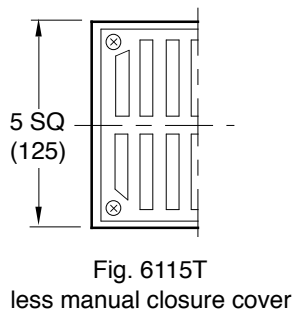
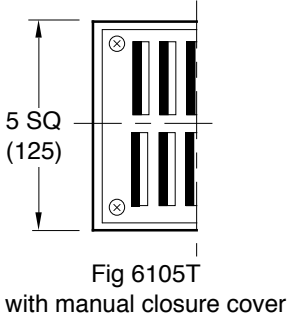


# ADJUSTABLE RECIRCULATING FITTINGS

**FUNCTION:** Used as inlet supply fittings in side walls. Extra long body fits in the poured side wall construction and adjustable finished head can be adjusted to meet varied tile thicknesses.



A (Pipe Size) = 0150(40), 02(50) or 03(75)  
**THREADED INLET ONLY**  
 Fig. 6125T  
 with manual closure cover

Fig No	MIN X	MAX	Free Area
6105T	1(25)	2(51)	4.5 SQ IN(29) SQ CM
6115T	1(25)	2(51)	5.6 SQ IN(36) SQ CM
6125T	1/2(13)	1 1/2(38)	1.5 SQ IN(10) SQ CM

**REGULARLY FURNISHED:**  
 Duco Cast Iron Body with Secured  
 Chrome Plated Bronze Face.

**VARIATIONS:**

- Flashing Clamp -C
- Vandal Proof Screws -U

**OPTIONAL MATERIALS:**

- Galvanized Cast Iron -G
- Nickel Bronze Face -NB
- Polished Bronze Face -PB

**NOTE:** This product does not conform to or meet the requirements of ASME Standard No. A112.19.8-2007, titled "Suction Fittings for Use in Swimming Pools, Wading Pools, Spas, and Hot Tubs." This product shall not be used in any installation in swimming pools, wading pools, spas, hot tubs as well as other aquatic facilities. Due to the potential endangerment from arduous and forceful suction, entrapment or entanglement regardless of whether it is hair, head, limbs or other body parts, this product is prohibited from installation in these applications.

**NOTE:** Dimensions shown in parentheses are in millimeters.

DRAWING NUMBER **S6105**  
 SIZE **A**  
 SCALE: **NONE**  
 DATE: **3-25-83**  
 APPROVED BY: **SJM**  
 CHECKED BY: **DT**  
 DRAWN BY: **BS**  
 FIGURE NUMBER **6105,6115,6125**

WE CAN ASSUME NO RESPONSIBILITY FOR USE OF SUPERSEDED OR VOID DATA  
 DIMENSIONS ARE SUBJECT TO MANUFACTURERS TOLERANCE AND CHANGE WITHOUT NOTICE

E	1/5/09	Revised Function & Heading	RN	CL	WEIGHT	VOLUME	<b>FIGURE NUMBER</b>
D	12/17/08	Revised Chart	RN	CL	POUNDS	CUBIC FEET	<b>6105,6115,6125</b>
C	12/08/08	Revised Variations	RN	CL			
B	11/20/08	Added ASME Note	JJ	CL			
REV.	DATE	DESCRIPTION	BY	CKD. BY			