



SMITH  
**FLUID**  
CONTROLS®

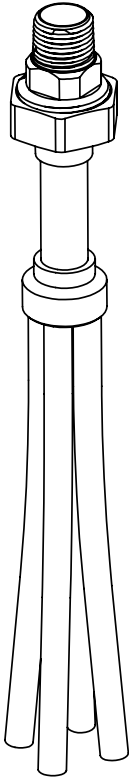
JAY R.  
**SMITH MFG. CO.®**

MEMBER OF MORRIS GROUP INTERNATIONAL  
POST OFFICE BOX 3237  
MONTGOMERY, ALABAMA 36109-0237 (USA)  
TEL: 334-277-8520 FAX: 888-377-7818 www.jrsmith.com

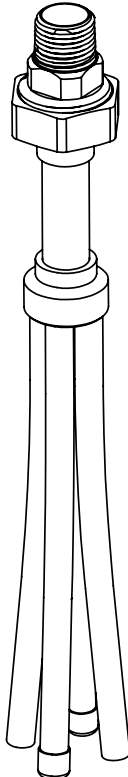
LOCATION

# DISTRIBUTION UNIT

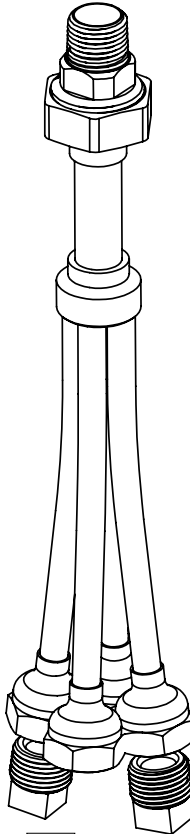
**FUNCTION:** Used to divide the output of a trap primer where 2 to 4 trapped drains are installed.



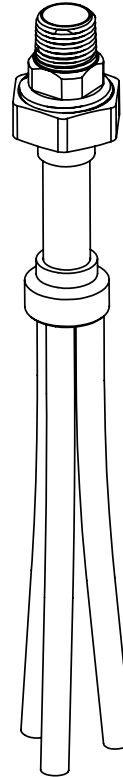
2683-1  
(4) 1/4" Male  
Sweat End  
Outlets



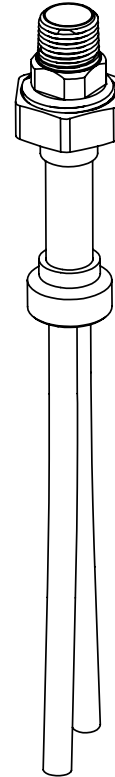
2683-2  
(4) 1/4" Sweat  
Plain Ends  
(2) Closed  
Ends



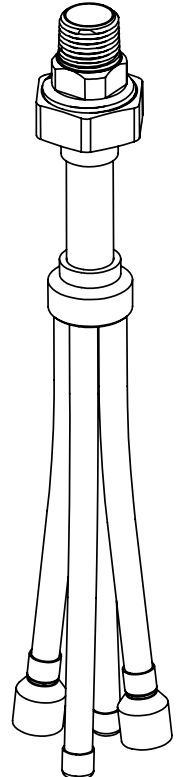
2683-3  
(4) 1/2" NPT  
Outlets



2683-4  
(3) 1/4" Male  
Sweat End  
Outlets



2683-5  
(2) 1/4" Male  
Sweat End  
Outlets



2683-6  
(2) 1/2" Female  
Sweat Outlets  
(2) Closed  
Ends

**REGULARLY FURNISHED:**  
Lead Free Brass with 1/2" NPT  
Swivel Inlet Connections as illustrated.  
Outlet Connections as per Figure Number.



FILE 11743

DRAWING NUMBER  
S2683

SIZE  
A

SCALE:  
NONE

DATE:  
7-17-18

APPROVED BY:  
DP

CHECKED BY:  
DP

DRAWN BY:  
TBW

2683

FIGURE  
NUMBER

WE CAN ASSUME NO RESPONSIBILITY FOR USE OF SUPERSEDED OR VOID DATA  
DIMENSIONS ARE SUBJECT TO MANUFACTURERS TOLERANCE AND CHANGE WITHOUT NOTICE

B	12-2-19	Revised Drawing, Added UPC Revised Outlet Descriptions	MW	CL	WEIGHT POUNDS	VOLUME CUBIC FEET	FIGURE NUMBER <b>2683</b>
A	5-30-19		TBW	DP			
REV.	DATE	DESCRIPTION	BY	CKD. BY			



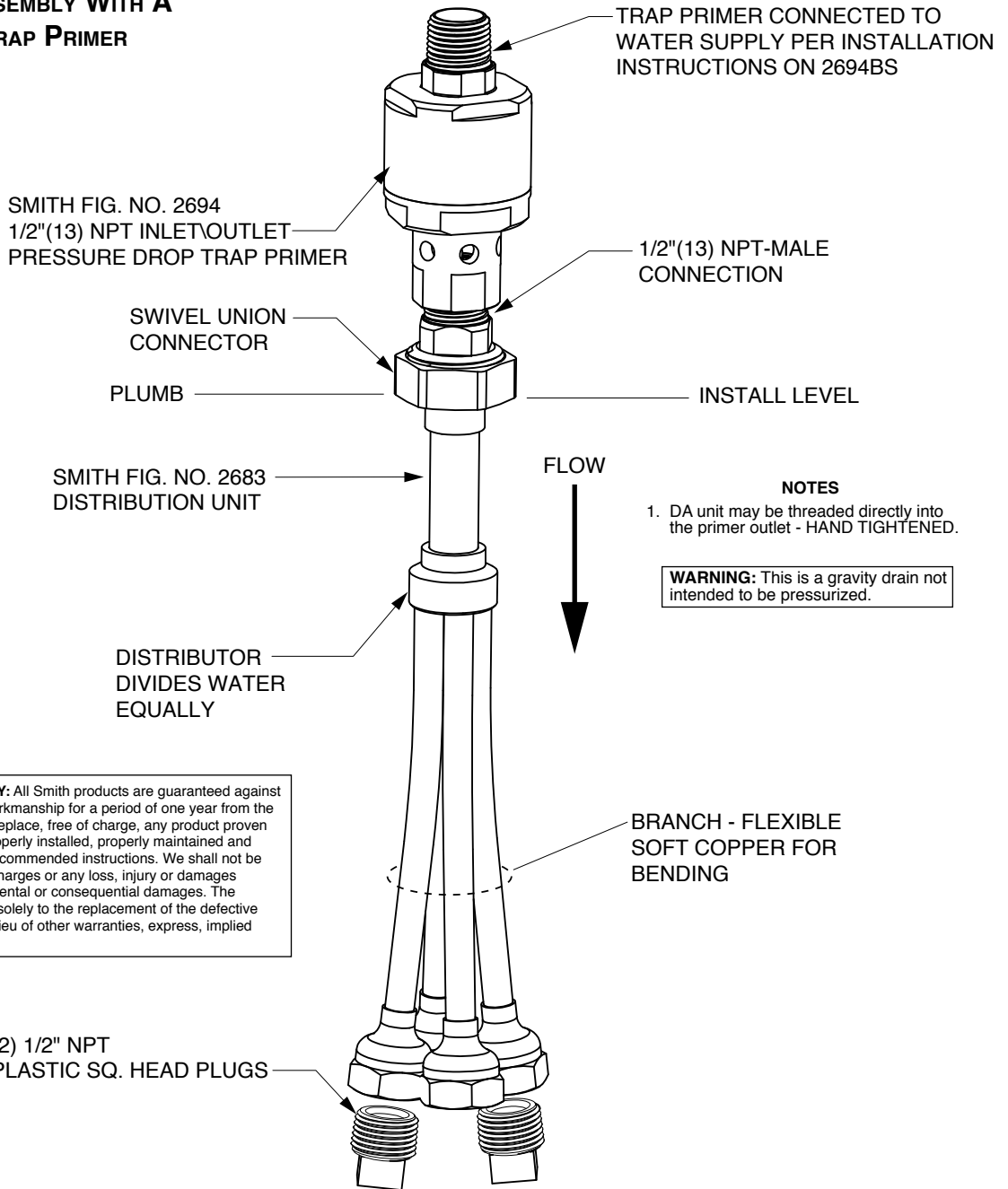
SMITH  
**FLUID**  
CONTROLS®

**JAY R. SMITH MFG. CO.®**  
MEMBER OF MORRIS GROUP INTERNATIONAL  
POST OFFICE BOX 3237  
MONTGOMERY, ALABAMA 36109-0237 (USA)  
TEL: 334-277-8520 FAX: 888-377-7818 www.jrsmith.com

LOCATION

# DISTRIBUTION UNIT

## TYPICAL ASSEMBLY WITH A 2694 TRAP PRIMER



- NOTES**
1. DA unit may be threaded directly into the primer outlet - HAND TIGHTENED.

**WARNING:** This is a gravity drain not intended to be pressurized.

**GUARANTEE WARRANTY:** All Smith products are guaranteed against defective materials and workmanship for a period of one year from the date of purchase. We will replace, free of charge, any product proven defective that has been properly installed, properly maintained and used in accordance with recommended instructions. We shall not be responsible for any labor charges or any loss, injury or damages whatsoever, including incidental or consequential damages. The implied warranty is limited solely to the replacement of the defective goods. This warranty is in lieu of other warranties, express, implied in fact or implied by law.

SHOWN: FIG 2694 WITH (1)  
2683-3  
(4) 1/2" NPT  
WITH (2) PLASTIC SQ.  
HEAD PLUGS



FIGURE NUMBER: 2683BS

DIMENSIONS ARE SUBJECT TO MANUFACTURERS TOLERANCE AND CHANGE WITHOUT NOTICE

C	12-2-20	Added Notes	TBW	JM	WEIGHT POUNDS	VOLUME CUBIC FEET	FIGURE NUMBER
B	3-4-20	Revised Drawing, Added UPC	MW	JM			<b>2683BS</b>
A	12-2-19	Revised Drawing	MW	CL			
REV.	DATE	DESCRIPTION	BY	CKD. BY			