



SMITH FLUID CONTROLS™

TRAP PRIMERS AND DISTRIBUTION UNITS

SMITH
JAY R. SMITH MFG. CO.
MEMBER OF MORRIS GROUP INTERNATIONAL
CUSTOMER DRIVEN



FIGURE NO. 2694-NP
PRESSURE-DROP TRAP PRIMER

FIGURE NO. 270FM-08
ELECTRONIC TRAP PRIMER




FIGURE NO. 2694DA-ABS-625
CLOVERLEAF STYLE DISTRIBUTION UNIT

FIGURE NO. 2683-3
BRANCH STYLE DISTRIBUTION UNIT



TRAP PRIMERS, TRAP PRIMER ADAPTERS,
DISTRIBUTION UNITS, AIR GAPS,
DIELECTRIC FITTINGS, WATER HAMMER
ARRESTERS, AND ACCESS DOORS.



FIGURE NO.
2694

FIGURE NO.
2694DA-ABS-625

FIGURE NO. 470

FIGURE NO. 2005



JAY R. SMITH MFG. CO.

has been manufacturing engineered plumbing and drainage products for the non-residential construction industry for nearly 95 years. We are proud to continue manufacturing our core products while designing and introducing product lines that meet the evolving needs of our valued customers. Smith products, services, and brands are designed to put the customer's needs at the forefront. Yesterday, today, and always, Smith is Customer Driven.

For the most current information please visit www.jrsmith.com.



MEMBER OF



TABLE OF CONTENTS



- 3 TRAP PRIMERS**
- 3 PRESSURE-DROP TRAP PRIMER
- 4 ELECTRONIC TRAP PRIMERS



- 8 DISTRIBUTION UNITS**
- 8 CLOVERLEAF STYLE
- 9 BRANCH STYLE



- 10 TRAP PRIMER ADAPTERS**



- 11 AIR GAP FITTINGS**



- 12 DIELECTRIC FITTINGS**



- 13 WATER HAMMER ARRESTERS**



- 14 ACCESS DOORS**

TRAP PRIMERS



FIGURE NO. 2694
PRESSURE DROP TRAP PRIMER

Trap-Defender™ is a pressure drop trap primer designed to be connected to any potable cold water line. It is automatically activated when a valve or faucet is opened and the system experiences a drop in pressure. Water is released into the floor drain's P-trap to maintain a seal.

PRESSURE-DROP TRAP PRIMER FEATURES:

- Fully automatic, no adjustments needed
- Operates at pressures from 20-80 psi, with a minimum pressure drop of 3 psi
- The Trap-Defender will produce output after a decrease in supply line pressure
- The Trap-Defender, having virtually no moving parts, eliminates the friction associated with pistons or o-rings, greatly increasing the device's sensitivity and providing better performance when low flow valves are present
- Can prime up to four traps with the use of a distribution unit (Figure No. 2694DA • Figure No. 2683)
- VARIATIONS:
 - Figure No. 2694-UN 1/2" NPT Union
 - Figure No. 2694-SW 1/2" Sweat Union
- OPTIONAL FINISH:
 - Nickel Plated -NP
- Three-year warranty
- Lead-free
- Patent No. 9,708,808
Patent No. 10,190,306



The Trap-Defender™ comes boxed with 30 individually packaged units and provides a convenient way for contractors and wholesalers to purchase and stock the Trap-Defender product.

EACH PACKAGE INDIVIDUALLY LABELED WITH MODEL AND MATERIAL



ELECTRONIC TRAP PRIMERS

Electronic Trap Primers deliver a timed discharge of water to the floor drain P-traps to ensure the traps maintain a water seal.



FIGURE NO. 273-120




FIGURE NO. 273-B-AG-120

SURFACE MOUNT SINGULAR TRAP PRIMER FEATURES:

Singular electronic trap primers can be used to prime 1, or up to, 4 floor drain traps with optional distribution unit.

- An optional distribution unit can be specified when more than one trap is to be primed
- A factory pre-set timer is programmed to discharge water to the trap every 24 hours
- Units can be hardwired or operated on a battery pack
- Unit includes solenoid valve, brass air gap, timer module, and control box
- ASSE, IAPMO (UPC) & IAPMO EGS (UL1951) Listed

SURFACE MOUNT SINGULAR TRAP PRIMER FIGURE NO.:

FIGURE NO. 273: Surface mount singular unit designed to interface with Building Management System if required. Hardwired connection.

FIGURE NO. 273-B: Singular unit housed in a surface-mounted Nema Type 1 enclosed box. Designed to interface with Building Management System if required. Hardwired connection.

FIGURE NO. 273-SW: Singular unit available in 24VAC or 240VAC hardwired connection.

FIGURE NO. 273-SW-120VAC: Supplied with six-foot (1.83M), three-prong, plug-in connection.

FIGURE NO. 273-12V: Surface mount singular 12V battery-operated unit. Designed to interface with Building Management System. Supplied with 12V battery pack. (as shown)

FIGURE NO. 273-B-12V: Singular 12V battery-operated unit housed in a surface-mounted Nema Type 1 enclosed box. Designed to interface with Building Management System. Supplied with 12V battery pack.

FIGURE NO. 273-B-AG: Singular unit housed in a box for flush (recessed) mounting. Designed to interface with Building Management System if required. Hardwired connection.




FIGURE NO. 270FM-08

FLUSH MOUNT (RECESSED) TRAP PRIMERS FEATURES:

Flush Mount, or recessed, Electronic Trap Primers sit flush with the finished wall.

- A multi-port outlet assembly primes 4 to 36 traps
- A factory pre-set timer is programmed to discharge water into the trap every 24 hours
- The steel recessed mounting enclosure fits between studs 16-inches on center
- An optional solid cover or hinged access door is available
- Consists of shut-off valve, solenoid valve, control box, atmospheric vacuum breaker and copper manifold
- ASSE, IAPMO (UPC) & IAPMO EGS (UL1951) Listed

FLUSH MOUNT (RECESSED) TRAP PRIMERS FIGURE NO.:

FIGURE NO. 270FM-SERIES: Multi-port outlet assembly designed to prime 4 to 16 floor drain P-traps. Designed to interface with Building Management System. Hardwired connection. (as shown)

FIGURE NO. 271FM SERIES: Multi-port outlet assembly designed to prime 16 to 24 floor drain P-traps. Designed to interface with Building Management System. Hardwired connection. (as shown)

FIGURE NO. 272FM SERIES: Multi-port outlet assembly designed to prime 24 to 32 floor drain P-traps. Designed to interface with Building Management System. Hardwired connection




FIGURE NO. 271FM-24

FLUSH MOUNT (RECESSED) TRAP PRIMERS OPTIONS:

- GC: Galvannealed Steel Cover
- SSC: Solid Stainless Steel Cover
- SL: Hinged Access Door with Screwdriver Latch
- AKL: Hinged Access Door with Allen Key Lock
- CL: Hinged Access Door with Cylinder Lock
- FR: Fire-Rated 16 Ga Steel Recessed Enclosure and Cover
- U: Vandal Proof Cover Screws
- EMS: Interface with Facilities Energy Management System

ELECTRONIC TRAP PRIMERS



FIGURE NO. 270SM-08

SURFACE-MOUNTED (SM) TRAP PRIMERS FEATURES:

Surface-mounted electronic trap primers mount on the finished wall.

- A multi-port outlet assembly primes 4 to 32 traps
- A factory pre-set timer is programmed to discharge water to the trap every 24 hours
- A steel NEMA Type 1 surface mounted enclosed box, shut-off valve, solenoid valve, control box, atmospheric vacuum breaker and copper manifold are provided
- ASSE, IAPMO (UPC) & IAPMO EGS (UL1951) Listed

SURFACE MOUNT (SM) TRAP PRIMERS FIGURE NO.:

FIGURE NO. 270SM-SERIES: Multi-port outlet assembly designed to prime from 4 to 16 floor drain P-traps. Designed to interface with Building Management System. Hardwired connection. (as shown)

FIGURE NO. 271SM SERIES: Multi-port outlet assembly designed to prime from 16 to 24 floor drain P-traps. Designed to interface with Building Management System. Hardwired connection. (as shown)

FIGURE NO. 272SM SERIES: Multi-port outlet assembly designed to prime from 26 to 32 floor drain P-traps. Designed to interface with Building Management System. Hardwired connection.




FIGURE NO. 271SM-24



PUSH-IN FITTINGS

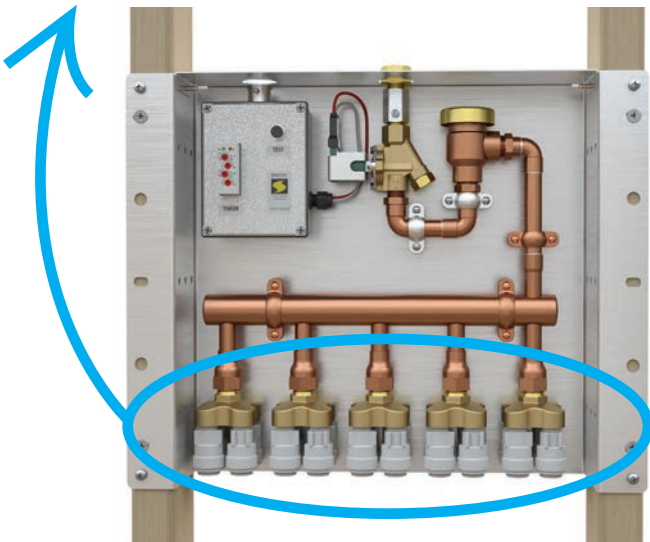


FIGURE NO. 271FM-20-CTS



FIGURE NO. 271SM-20-CTS

PUSH-IN CONNECTIONS (CTS) FEATURES:

CTS series Electronic Trap Primers are available in surface mount and flush mount varieties.

- A multi-port outlet assembly primes 4 to 36 traps.
- A factory pre-set timer is programmed to discharge water to the trap every 24 hours
- Units are provided with a recessed or surface-mounted enclosure, optional recessed cover, shut-off valve, solenoid valve, control box, atmospheric vacuum breaker and copper manifold
- The CTS option provides push-in connections for faster installation

FLUSH MOUNT WITH PUSH-IN CONNECTIONS (CTS) FIGURE NO.:

FIGURE NO. 271FM-CTS SERIES: Multi-port outlet assembly designed to prime 4 to 20 floor drain P-traps. Designed to interface with Building Management System. Hardwired connection. (as shown)

FIGURE NO. 272FM-CTS SERIES: Multi-port outlet assembly designed to prime 24 to 36 floor drain P-traps. Designed to interface with Building Management System. Hardwired connection.

SURFACE MOUNT WITH PUSH-IN CONNECTIONS (CTS) FIGURE NO.:

FIGURE NO. 271SM-CTS SERIES: Multi-port outlet assembly designed to prime 4 to 20 floor drain P-traps. Designed to interface with Building Management System. Hardwired connection. (as shown)

FIGURE NO. 272SM-CTS SERIES: Multi-port outlet assembly designed to prime 24 to 36 floor drain P-traps. Designed to interface with Building Management System. Hardwired connection.

DISTRIBUTION UNITS

Distribution units connect to trap primers and divide the flow of water evenly in order to prime up to four traps with one trap primer. Two styles of distribution units are offered in the Smith Fluid Controls™ product line: Cloverleaf Style and Branch Style.



FIGURE NO. 2694DA-ABS-625
TRAP PRIMING DISTRIBUTION UNIT

CLOVERLEAF STYLE FEATURES:

The Trap Priming Distribution Unit simply and effectively primes up to four floor drains with only one Trap Priming Valve. Unit must be installed level.

- Water leaving the trap primer is divided evenly between outlets
- A variety of outlet types are available
- Available in lead-free brass or ABS



Patent No. 10,066,378



FIGURE NO. 2694DA-625CTS
TRAP PRIMING DISTRIBUTION UNIT

CLOVERLEAF STYLE WITH PUSH-IN FEATURES:

Push-in fittings save labor by eliminating the need for traditional, labor intensive methods of connecting pipe to fittings. With a push-in fitting, the installer simply pushes the pipe into the fitting to complete the connection.



Patent No. 10,066,378

DISTRIBUTION UNITS

DISCHARGE TYPES



FIGURE NO. 2683-1
(4) 1/4" MALE SWEAT



FIGURE NO. 2683-2
(2) 1/4" MALE SWEAT

(2) 1/4" TUBES WITH
CLOSED ENDS



FIGURE NO. 2683-3
(4) 1/2" NPT THREAD



FIGURE NO. 2683-4
(3) 1/4" MALE SWEAT



FIGURE NO. 2683-5
(2) 1/4" MALE SWEAT



FIGURE NO. 2683-6
(2) 1/2" FEMALE SWEAT

(2) 1/4" TUBES WITH
CLOSED ENDS



BRANCH STYLE FEATURES:

The distribution unit simply and effectively primes up to four floor drain traps with one trap primer.

- Branches are flexible for ease of connection
- Water leaving the trap primer is divided evenly between branches
- A variety of connection types are available



FIGURE NO. 2683-3
(4) 1/2" NPT THREAD

TRAP PRIMER ADAPTERS

Trap primer adapters are installed on the floor drain outlet prior to the P-trap.



ADAPTERS FEATURES:

- Provide a trap primer connection when the floor drain and P-trap are not tapped
- Allow the fitting flexibility to be rotated in any direction prior to bonding, offering a quick and cost-saving installation
- Trap Primer connection sizes/types
 - 1/2-inch NPT Female
 - 1/2-inch OD Copper Compression
 - 5/8-inch OD Copper Compression
 - 5/8-inch OD CTS (Push-In)
- Available in PVC or ABS
- Available in 2", 3" or 4" pipe sizes



276 SERIES
ABS TRAP PRIMING ADAPTERS



276 SERIES
PVC TRAP PRIMING ADAPTERS

AIR GAP FITTINGS

An air gap is a vertical break between the supply pipe and the receiving source to provide backflow protection into the potable water system.

AIR GAP FITTINGS FEATURES:

- Required by code for protection against backflow into the potable water system
- Optional finish is nickel plated brass



FIGURE NO. 280
1/2" NPT
THREADED CONNECTIONS



FIGURE NO. 281-S
3/4" X 1 1/2"
SWEAT CONNECTIONS



FIGURE NO. 281-T
3/4" X 1 1/2" NPT
THREADED CONNECTIONS

DIELECTRIC FITTINGS

Dielectric fittings protect the plumbing system via a steel-to-plastic design that establishes an effective dielectric waterway by interrupting the continuity of electrical current and assisting in the prevention of pipe failure that may result when dissimilar metals are connected.

DIELECTRIC FITTINGS FEATURES:

- Interrupt continuity of electrical current between dissimilar metals
- Provide protection for the plumbing system
- Available in three models for flexible installations



FIGURE NO. 950-TxT SERIES
DIELECTRIC FITTING WITH
THREAD BY THREAD



FIGURE NO. 950-GxT SERIES
DIELECTRIC FITTING WITH
THREAD BY GROOVE



FIGURE NO. 950-GxG SERIES
DIELECTRIC FITTING WITH
GROOVE BY GROOVE

WATER HAMMER ARRESTERS

Water hammer arresters control the destructive forces, pounding noises and vibration which develop in a piping system when a column of non-compressible liquid flowing through a pipe line is stopped abruptly.



FIGURE NO. 520-T-NP



FIGURE NO. 520-T-A



FIGURE NO. 520-SC-B



FIGURE NO. 520-SC-C



FIGURE NO. 520-SC-D

WATER HAMMER ARRESTERS FEATURES:

FIGURE NO. 520-T-NP:

This piston-type water hammer arrester is nickel plated for exposure to applications such as marine, chemical, or petroleum environments. Complies with ASSE 1010.

FIGURE NO. 520-T:

Threaded connection and comes in a variety of sizes for use in residential, commercial and industrial water lines. Complies with ASSE 1010.

FIGURE NO. 520-SC: This piston-type water hammer arrester has a sweat connection and comes in a variety of sizes for use in residential, commercial and industrial water lines. Complies with ASSE 1010.

SYSTEM RATED

FIGURE NO. 520 (-A, -B, -C): Figure No. 520-A, 520-B, and 520-C are piston-type, high-capacity water hammer arresters in three different sizes for commercial and industrial applications. Complies with ASSE 1010.

ACCESS DOORS

Access doors provide an easy way to access hidden components in the wall. For products such as the Trap-Defender™ trap primer and water hammer arresters, access doors make it possible for maintenance and service after installation.



05 MODEL NO. WH3740
LIGATURE RESISTANT
STAINLESS STEEL BASIN

06 MODEL NO. WH3375-S0
LIGATURE RESISTANT SINGLE
TEMPERATURE SENSOR
ACTIVATED FAUCET -
4 INCH CENTERSET



ACORN ENGINEERING COMPANY®

04 MODEL NO. 1709HEU
ADA STAINLESS STEEL HIGH
EFFICIENCY URINAL



JAY R. SMITH MFG. CO.®

01 FIGURE NO. 2694
TRAP-DEFENDER WITH
DISTRIBUTION UNIT

03 FIGURE NO. 2005
GENERAL PURPOSE
FLOOR DRAIN
WITH ADJUSTABLE
STRAINER HEAD

02 FIGURE NO. 470
DRYWALL ACCESS DOOR





FIGURE NO. 470, 472
DRYWALL ACCESS DOORS

DRYWALL ACCESS DOORS FEATURES:

This Drywall Access door and frame is ideally suited for new installations or for remodeling in masonry, tile, wood or other wall and ceiling surfaces.

- 16 ga, galvanized steel construction with a prime coat finish suitable for painting or stainless steel construction
- Rounded safety corners and a rod hinge up to 24"
- Sizes 24" and larger are provided with a concealed piano hinge. Frame shall be one piece construction with no mitres or welds on the face
- Latch shall be screwdriver operated



FIGURE NO. 474, 474-SS
FIRE-RATED WALL ACCESS DOORS

FIRE-RATED WALL ACCESS DOORS FEATURES:

This access door is Fire Rated for 1-1/2 hours

- 16 ga, galvanized steel construction with a prime coat finish suitable for painting or stainless steel construction
- Concealed type hinge and heavy duty spring provide positive latching when closed
- Interior latch release slide enables the door to be opened from the inside
- Exterior latch is recessed and operated with a ring attached to the sliding bolt
- For wall installation only

RELATED PRODUCTS

See the other trap primers and accessory options in Smith's product line to compliment your trap primer installation.



FIGURE NO. 2699
LEAD-FREE AUTOMATIC TRAP PRIMER



FIGURE NO. 2699-1
LEAD-FREE AUTOMATIC TRAP PRIMER WITH COPPER SWEAT



FIGURE NO. 2696
AUXILIARY INLET FITTING WITH THREADED OUTLET



FIGURE NO. 2697
AUXILIARY INLET FITTING WITH CAULK OUTLET



FIGURE NO. 2695
CAST IRON AUXILIARY INLET FITTING



5000 SERIES
HYRDOTROL WATER HAMMER ARRESTER



FIGURE NO. 2692
QUAD CLOSE "STINK STOPPER" TRAP SEAL DEVICE



FIGURE NO. 2698
PRIME EZE WATER SAVER

 **WARNING:** Cancer and Reproductive Harm - www.P65Warnings.ca.gov



JAY R. SMITH MFG. CO.[®]
MEMBER OF MORRIS GROUP INTERNATIONAL

2781 Gunter Park Dr. East • Montgomery, AL 36109-1405 • United States
Tel 334-277-8520 • www.jrsmith.com

INNOVATIVE SPIRIT AND ENGINEERING FOUNDATION

"What sets us apart from competitors is our engineering and spirit. We have a 'can-do' spirit. If you ask us to do something, we will do it or figure out how to do it. That's the part our customers like, that's the part we like."

- Don Morris, President and CEO



MORRIS GROUP
INTERNATIONAL[®]

BRANDS BUILT TO LAST![™]

morriscgroup.com

SPM0838
0221